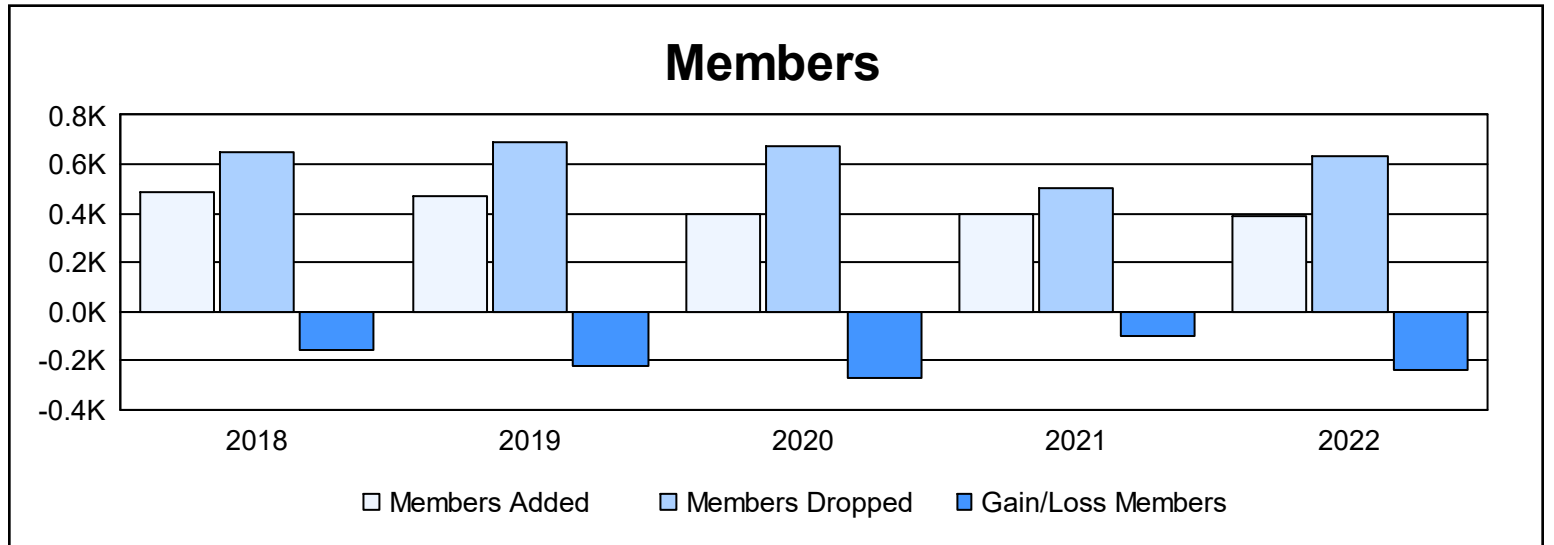
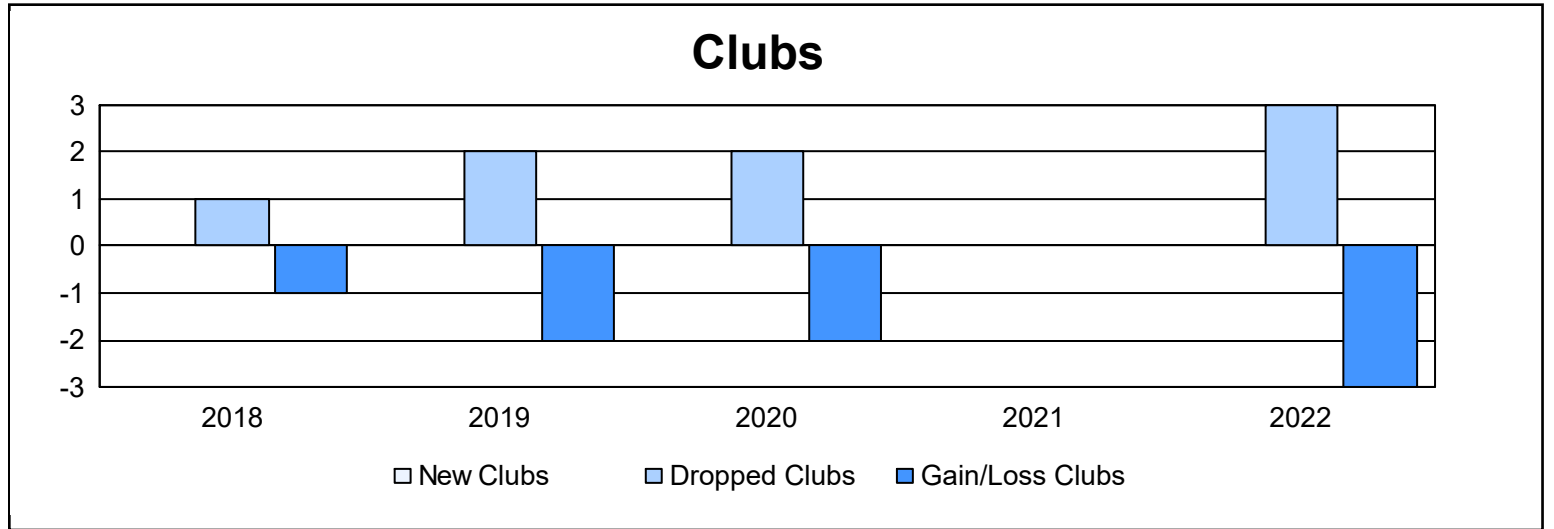
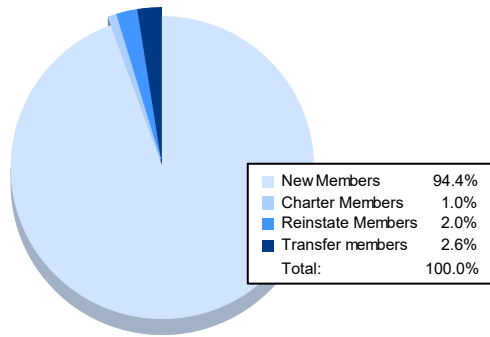


| Year | New Clubs | Dropped Clubs | Gain/Loss Clubs | New Members | Charter Members | Reinstate Members | Transfer Members | Total Member Added | Total Members Dropped | Gain/Loss Members |
|----------------|-----------|---------------|-----------------|-------------|-----------------|-------------------|------------------|--------------------|-----------------------|-------------------|
| 2017-2018 | 0 | 1 | -1 | 475 | 0 | 8 | 4 | 487 | 645 | -158 |
| 2018-2019 | 0 | 2 | -2 | 436 | 0 | 10 | 24 | 470 | 690 | -220 |
| 2019-2020 | 0 | 2 | -2 | 372 | 1 | 10 | 16 | 399 | 674 | -275 |
| 2020-2021 | 0 | 0 | 0 | 380 | 0 | 11 | 4 | 395 | 499 | -104 |
| 2021-2022 | 0 | 3 | -3 | 370 | 4 | 8 | 10 | 392 | 629 | -237 |
| Average | 0 | 2 | -2 | 407 | 1 | 9 | 12 | 429 | 627 | -199 |



Membership Composition June 2022 Cumulative



Gender Composition June 2022 Cumulative

